

The Annual Quality Assurance Report (AQAR) of the IQAC 2017-18

All NAAC accredited institutions will submit an annual self-reviewed progress report to NAAC, through its IQAC. The report is to detail the tangible results achieved in key areas, specifically identified by the institutional IQAC at the beginning of the academic year. The AQAR will detail the results of the perspective plan worked out by the IQAC. (Note: The AQAR period would be the Academic Year. For example, July 1, 2012 to June 30, 2013)

Part – A

I. Details of the Institution

1.1 Name of the Institution

NTR Govt. Degree College, Vayalpad

1.2 Address Line 1

Beside APSRTC Bus stand

Address Line 2

Tirupathi Road

City/Town

Vayalpad (Valmikipuram)

State

Andhra Pradesh

Pin Code

517299

Institution e-mail address

Vayalpad.jkc@gmail.com

Contact Nos.

Name of the Head of the Institution:

Dr. M. Joseph Dyvasirvada Rao

Tel. No. with STD Code:

08586-272201

Mobile:

9440687143

Name of the IQAC Co-ordinator:

A. Satyanarayana

Mobile:

9182951380

IQAC e-mail address:

iqacntrgdc@gmail.com

1.3 NAAC Track ID (For ex. MHC0GN 18879)

EC(Sc)/06/RAR/033

1.4 NAAC Executive Committee No. & Date:

(For Example EC/32/A&A/143 dated 3-5-2004.
This EC no. is available in the right corner- bottom
of your institution's Accreditation Certificate)

May 1, 2015

1.5 Website address:

www.ntrgdc.in

Web-link of the AQAR:

To be created

For ex. <http://www.ladykeanecollege.edu.in/AQAR2012-13.doc>

1.6 Accreditation Details

Sl. No.	Cycle	Grade	CGPA	Year of Accreditation	Validity Period
1	1 st Cycle	B++	--	2006	5 Years
2	2 nd Cycle	-	2.41	2015	5 Years
3	3 rd Cycle				
4	4 th Cycle				

1.7 Date of Establishment of IQAC : DD/MM/YYYY

01/07/2007

1.8 AQAR for the year (for example 2010-11)

2017-18

1.9 Details of the previous year's AQAR submitted to NAAC after the latest Assessment and Accreditation by NAAC (for example AQAR 2010-11 submitted to NAAC on 12-10-2011)

i. AQAR 2013-14 11/11/2014 (DD/MM/YYYY)
 ii. AQAR 2014-15 11/11/2014 (DD/MM/YYYY)
 iii. AQAR 2015-16 21/02/2018 (DD/MM/YYYY)
 iv. AQAR 2016-17 01/03/2018 (DD/MM/YYYY)

1.10 Institutional Status

University State ☒ Central ☐ Deemed ☐ Private ☐

Affiliated College Yes ☒ No ☐

Constituent College Yes ☐ No ☒

Autonomous college of UGC Yes ☐ No ☒

Regulatory Agency approved Institution Yes ☐ No ☒

(eg. AICTE, BCI, MCI, PCI, NCI)

Type of Institution Co-education ☒ Men ☐ Women ☐

Urban ☐ Rural ☒ Tribal ☐

Financial Status Grant-in-aid ☐ UGC 2(f) ☒ UGC 12B ☒

Grant-in-aid + Self Financing ☐ Totally Self-financing ☐

1.11 Type of Faculty/Programme

Arts ☒ Science ☒ Commerce ☒ Law ☐ PEI (Phys Edu) ☐

TEI (Edu) ☐ Engineering ☐ Health Science ☐ Management ☐

Others (Specify)

NIL

1.12 Name of the Affiliating University (for the Colleges)

Sri Venkateswara University,
Tirupati

1.13 Special status conferred by Central/ State Government-- UGC/CSIR/DST/DBT/ICMR etc

Autonomy by State/Central Govt. / University

NO

University with Potential for Excellence

NO

UGC-CPE

NO

DST Star Scheme

NO

UGC-CE

NO

UGC-Special Assistance Programme

NO

DST-FIST

NO

UGC-Innovative PG programmes

NIL

Any other (Specify)

NIL

UGC-COP Programmes

NO

2. IQAC Composition and Activities

2.1 No. of Teachers

05

2.2 No. of Administrative/Technical staff

01

2.3 No. of students

01

2.4 No. of Management representatives

NIL

2.5 No. of Alumni

01

2.6 No. of any other stakeholder and
community representatives

01

2.7 No. of Employers/ Industrialists

01

2.8 No. of other External Experts

01

2.9 Total No. of members

11

2.10 No. of IQAC meetings held

2.11 No. of meetings with various stakeholders: No. Faculty

Non-Teaching Staff Students Alumni Others

2.12 Has IQAC received any funding from UGC during the year? Yes ☐ No ☒

If yes, mention the amount

2.13 Seminars and Conferences (only quality related)

(i) No. of Seminars/Conferences/ Workshops/Symposia organized by the IQAC

Total Nos. International National State Institution Level

(ii) Themes

National Seminar on Perspectives of Social Movements in Rayalaseema Region of AP and Department wise seminars

2.14 Significant Activities and contributions made by IQAC

- Inter faculty programs initiated.
- Virtual lessons on Video Conferencing
- Up gradation of infrastructure through RUSA funds.
- Installation of Virtual and Digital classrooms.
- Conducting National Seminar by the Dept. Of History under the aegis of ICHR.
- Conducting Inter-Collegiate tournaments of SVU.
- Organizing Guest and Invited lectures.

2.15 Plan of Action by IQAC/Outcome

The plan of action chalked out by the IQAC in the beginning of the year towards quality enhancement and the outcome achieved by the end of the year *

Plan of Action	Achievements
To speed up the new construction and renovation works	80% of the work completed.
To conduct National Seminars	A National Seminar under the aegis of ICHR conducted.
To make use of Digital Technology	Preventing lessons through Video Conference. Installation of Virtual and Digital classrooms.
To Conduct Campus drives	3 companies conducted employment

	interviews. Students attended Off-campus drives also.
To build Rain Harvesting Facility	Rain Harvesting pits to tap rain water.
To install solar power grid	Installed solar power grid system to minimise Electricity cost

* Attach the Academic Calendar of the year as Annexure.

2.15 Whether the AQAR was placed in statutory body Yes ☒ No ☐

Management ☐ Syndicate ☐ Any other body ☐

Provide the details of the action taken

Plan of action by IQAC:

- To tap the 2nd instalment of RUSA funds of an amount of Rs. 50 Lakhs.
- To monitor constantly academic growth of students
- To analyse the university results and make suggestion to improve pass %.
- Conducted national seminar in History.
- Conducted ODF, Janmabhoomi, Disaster Management workshop etc.
- New saplings planted in the campus.
- Geo tagging of plants done.

Part – B

Criterion – I

I. Curricular Aspects

1.1 Details about Academic Programmes

Level of the Programme	Number of existing Programmes	Number of programmes added during the year	Number of self-financing programmes	Number of value added / Career Oriented programmes
PhD				
PG				
UG	06	NIL	03	03
PG Diploma				
Advanced Diploma				
Diploma				
Certificate				
Others				
Total	06	00	03	03
Interdisciplinary				
Innovative				

- 1.2 (i) Flexibility of the Curriculum: CBCS/Core/Elective option / Open options
(ii) Pattern of programmes:

Pattern	Number of programmes
Semester	06
Trimester	
Annual	06

1.3 Feedback from stakeholders* Alumni ☒ Parents ☒ Employers ☒ Students ☒
(On all aspects)

Mode of feedback : Online ☒ Manual ☒ Co-operating schools (for PEI) ☐

*Please provide an analysis of the feedback in the Annexure

- 1.4 Whether there is any revision/update of regulation or syllabi, if yes, mention their salient aspects.

Yes, by the University

- 1.5 Any new Department/Centre introduced during the year. If yes, give details.

NO

Criterion – II

2. Teaching, Learning and Evaluation

2.1 Total No. of permanent faculty

Total	Asst. Professors	Associate Professors	Professors	Others
07	06	01	00	07

2.2 No. of permanent faculty with Ph.D.

06

2.3 No. of Faculty Positions Recruited (R) and Vacant (V) during the year

Asst. Professors		Associate Professors		Professors		Others		Total	
R	V	R	V	R	V	R	V	R	V
2	17	0	0	0	0	15	0	17	15

2.4 No. of Guest and Visiting faculty and Temporary faculty

15

2.5 Faculty participation in conferences and symposia:

No. of Faculty	International level	National level	State level
Attended	02	07	06
Presented papers	02	7	3
Resource Persons	0	1	4

2.6 Innovative processes adopted by the institution in Teaching and Learning:

Virtual lessons through Virtual Classrooms ICT based teaching.

2.7 Total No. of actual teaching days during this academic year

201

2.8 Examination/ Evaluation Reforms initiated by the Institution (for example: Open Book Examination, Bar Coding, Double Valuation, Photocopy, Online Multiple Choice Questions)

NIL

2.9 No. of faculty members involved in curriculum restructuring/revision/syllabus development as member of Board of Study/Faculty/Curriculum Development workshop

03

01

2.10 Average percentage of attendance of students

74%

2.11 Course/Programme wise distribution of pass percentage :

Title of the Programme	Total no. of students appeared	Division				
		Distinction %	I %	II %	III %	Pass %
B.A	2	1	1	0	0	100
B.Sc	24	11	7	6	0	84.6
B.Com	67	23	14	30	0	84.8

2.12 How does IQAC Contribute/Monitor/Evaluate the Teaching & Learning processes :

- Entry level tests are conducted.
- Summative evaluation is analysing
- Bridge courses are conducted.
- Remedial coaching for slow learners.
- Advanced learned are motivated for research aptitude.
- Continuous evaluation of a asses the performance of the students.

2.13 Initiatives undertaken towards faculty development

<i>Faculty / Staff Development Programmes</i>	<i>Number of faculty benefitted</i>
Refresher courses	01
UGC – Faculty Improvement Programme	00
HRD programmes	02
Orientation programmes	01
Faculty exchange programme	0
Staff training conducted by the university	02
Staff training conducted by other institutions	04
Summer / Winter schools, Workshops, etc.	11
Others	--

2.14 Details of Administrative and Technical staff

Category	Number of Permanent Employees	Number of Vacant Positions	Number of permanent positions filled during the Year	Number of positions filled temporarily
Administrative Staff	04	08	0	01
Technical Staff				

Criterion – III

3. Research, Consultancy and Extension

3.1 Initiatives of the IQAC in Sensitizing/Promoting Research Climate in the institution

- Research committees are constituted.
- Field visits organised.
- Lectures are given by eminent scholars.
- Faculty participation in National/International Seminars/workshops.

3.2 Details regarding major projects

	Completed	Ongoing	Sanctioned	Submitted
Number	0	0	0	0
Outlay in Rs. Lakhs	0	0	0	0

3.3 Details regarding minor projects

	Completed	Ongoing	Sanctioned	Submitted
Number	0	1	1	1
Outlay in Rs. Lakhs		1.70 lakh		

3.4 Details on research publications

	International	National	Others
Peer Review Journals	14	2	3
Non-Peer Review Journals	--	--	2
e-Journals	--	--	--
Conference proceedings	2	7	--

3.5 Details on Impact factor of publications:

Range Average h-index Nos. in SCOPUS

3.6 Research funds sanctioned and received from various funding agencies, industry and other organisations

Nature of the Project	Duration Year	Name of the funding Agency	Total grant sanctioned	Received
Major projects	--	--	--	--
Minor Projects	2017-18	UGI	1.7 Lakhs	90,000
Interdisciplinary Projects	--	--	--	--
Industry sponsored	--	--	--	--
Projects sponsored by the University/ College	--	--	--	--
Students research projects (other than compulsory by the University)	--	--	--	--
Any other(Specify)	--	--	--	--
Total	--	--	1.7 lakhs	90000

3.7 No. of books published i) With ISBN No.

Chapters in Edited Books

ii) Without ISBN No.

3.8 No. of University Departments receiving funds from

UGC-SAP

CAS

DST-FIST

DPE

DBT Scheme/funds

3.9 For colleges

Autonomy

CPE

DBT Star Scheme

INSPIRE

CE

Any Other (specify)

3.10 Revenue generated through consultancy

3.11 No. of conferences

organized by the Institution

Level	International	National	State	University	College
Number	0	01	0	0	02
Sponsoring agencies	0	ICHR	0	0	College

3.12 No. of faculty served as experts, chairpersons or resource persons

04

3.13 No. of collaborations

International

0

National

0

Any other

03

3.14 No. of linkages created during this year

04

3.15 Total budget for research for current year in lakhs :

From Funding agency

UGC

From Management of University/College

-

Total

90000/-

3.16 No. of patents received this year

Type of Patent		Number
National	Applied	NIL
	Granted	NIL
International	Applied	NIL
	Granted	NIL
Commercialised	Applied	NIL
	Granted	NIL

3.17 No. of research awards/ recognitions received by faculty and research fellows
Of the institute in the year

Total	International	National	State	University	Dist	College
0	0	0	0	0	0	0

3.18 No. of faculty from the Institution
who are Ph. D. Guides
and students registered under them

NIL

NIL

3.19 No. of Ph.D. awarded by faculty from the Institution

NIL

3.20 No. of Research scholars receiving the Fellowships (Newly enrolled + existing ones)

JRF

0

SRF

0

Project Fellows

0

Any other

0

3.21 No. of students Participated in NSS events:

University level	15	State level	7
National level	2	International level	-

3.22 No. of students participated in NCC events:

University level	0	State level	0
National level	0	International level	0

3.23 No. of Awards won in NSS:

University level	0	State level	0
National level	0	International level	0

3.24 No. of Awards won in NCC:

University level	0	State level	0
National level	0	International level	0

3.25 No. of Extension activities organized

University forum	2	College forum	6
NCC	0	NSS	2
		Any other	4

3.26 Major Activities during the year in the sphere of extension activities and Institutional Social Responsibility :

- NSS special camps conducted.
- Participation in Janmabhoomi, ODF programs.
- Blood donation, Legal literacy, Disaster Management and Road Safety programs conducted.

Criterion – IV

4. Infrastructure and Learning Resources

4.1 Details of increase in infrastructure facilities:

Facilities	Existing	Newly created	Source of Fund	Total
Campus area	4.81 acres	NIL	NIL	NIL
Class rooms	10	3	RUSA	30 lakhs
Laboratories	5	5	RUSA	35 lakhs
Seminar Halls	01	NIL	NIL	NIL
No. of important equipments purchased (\geq 1-0 lakh) during the current year.	--	--	RUSA	60 lakhs
Value of the equipment purchased during the year (Rs. in Lakhs)	--	--	--	60 lakhs
Others			--	

4.2 Computerization of administration and library

- Fully automated library.
- Office partially automated.

4.3 Library services:

	Existing		Newly added		Total	
	No.	Value	No.	Value	No.	Value
Text Books	10281	1676700	500	54050	10781	1730750
Reference Books	3047	632100	100	32160	3147	664260
e-Books	0	0	0	0	0	0
Journals	63	35000	02	1500	65	36500
e-Journals	0	0	0	0	0	0
Digital Database	0	0	0	0	0	0
CD & Video	76	7000	10	1000	86	8600
Others (specify)	0	0	0	0	0	0

4.4 Technology up gradation (overall)

	Total Computers	Computer Labs	Internet	Browsing Centres	Computer Centres	Office	Departments	Others
Existing	75	2	Available	Available	2	01	12	
Added	30	1	1	--	1	0	0	
Total	105	3	2	1	3	1	12	

4.5 Computer, Internet access, training to teachers and students and any other programme for technology upgradation (Networking, e-Governance etc.)

- 1 virtual + 3 digital classrooms
- Jio wifi installed.

4.6 Amount spent on maintenance in lakhs :

i) ICT	0.5
ii) Campus Infrastructure and facilities	0
iii) Equipments	0.5
iv) Others	1.0
Total :	2.0

Criterion – V

5. Student Support and Progression

5.1 Contribution of IQAC in enhancing awareness about Student Support Services

- College website.
- Publication of Handbooks.
- Canteen
- Wi-fi
- Cycle shed
- First aid facilities.
- Annual health checkups
- Solar energy

5.2 Efforts made by the institution for tracking the progression

- Continuous assessment
- Ward counselling
- Student satisfaction survey

UG	PG	Ph. D.	Others
428	0	0	0

5.3 (a) Total Number of students

(b) No. of students outside the state

0

(c) No. of international students

0

No	%
0	0

Men

Women

No	%
0	0

Last Year (2015-16)						This Year(2016-17)					
General	SC	ST	OBC	Physically Challenged	Total	General	SC	ST	OBC	Physically Challenged	Total
110	82	9	271	0	462	100	76	7	255	0	438

Demand ratio 1.17

Dropout % 5

5.4 Details of student support mechanism for coaching for competitive examinations (If any)

- Availability of books well quipped library.
- Career Guidance and counselling cell provides information on job opportunities
- JKC/TISS/APSSDC programs provides employable skills

No. of students beneficiaries

134

5.5 No. of students qualified in these examinations

NET	-	SET/SLET	-	GATE	-	CAT	-
IAS/IPS etc	-	State PSC	-	UPSC	-	Others	-

5.6 Details of student counselling and career guidance

- Campus drives.
- JKC/TISS/APSSDC provides Job Skills
- Career guidance cell provides, arranging guest lectures.

No. of students benefitted

189

5.7 Details of campus placement

On campus			Off Campus
Number of Organizations Visited	Number of Students Participated	Number of Students Placed	Number of Students Placed
04	128	32	21

5.8 Details of gender sensitization programmes

- Women's empowerment cell monitors and motivates women students.
- Ward counselling system is in vogue.

5.9 Students Activities

5.9.1 No. of students participated in Sports, Games and other events

State/ University level National level International level

No. of students participated in cultural events

State/ University level National level International level

5.9.2 No. of medals /awards won by students in Sports, Games and other events

Sports: State/ University level National level International level

Cultural: State/ University level National level International level

5.10 Scholarships and Financial Support

	Number of students	Amount
Financial support from institution	20	30000
Financial support from government	308	2588059
Financial support from other sources	10	16000
Number of students who received International/ National recognitions	0	0

5.11 Student organised / initiatives

Fairs : State/ University level National level International level
 Exhibition: State/ University level 01 National level -- International level --

5.12 No. of social initiatives undertaken by the students 12

5.13 Major grievances of students (if any) redressed: _____

- 1) Ladies waiting room -- provided.
- 2) ID cards for staff and Students – provided.
- 3) Renovation of staff room for women – Renovated.

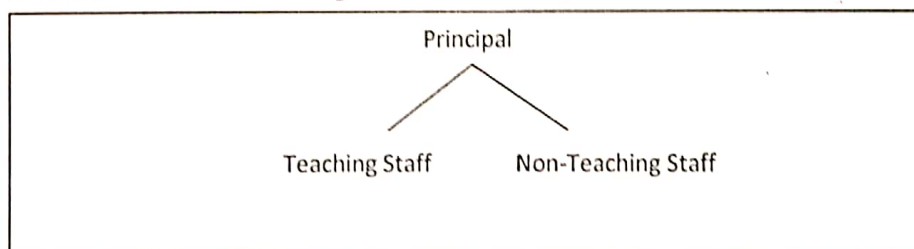
Criterion – VI

6. Governance, Leadership and Management

6.1 State the Vision and Mission of the institution

- Vision:** providing quality education which aims at bringing about a perceptible impact on the orientation of the students towards higher education by addressing the needs of society, the students and other stake holders.
- Mission:** the mission aims at rural reconstruction and upliftment by providing quality education through quality instruction with provision for self-learners. Special emphasis is laid on skill formation and value orientation.

6.2 Does the Institution has a management Information System



6.3 Quality improvement strategies adopted by the institution for each of the following:

6.3.1 Curriculum Development

- Curriculum is designed by the University. However faculty makes use of additional inputs to make teaching effective.

6.3.2 Teaching and Learning

Revised Guidel

- Student-Centric teaching is practiced.
- Question-answer sessions, seminars, elocution competitions are conducted

6.3.3 Examination and Evaluation

- End examinations.
- Internal assessments.
- Continuous progress of students is monitored.
- Faculty members participate in evaluation work.

6.3.4 Research and Development

- 1 Faculty members are pursuing Ph.D under FDP.
- One MRP is ongoing and One MRP is sanctioned.
- Faculty members participate in International/National seminars and workshops.

6.3.5 Library, ICT and physical infrastructure / instrumentation

- Adding 208 books to the library Rs. 75000/-
- An amount of 2 crore is sanctioned under component 7 of RUSA.
- One virtual, 3 digital classrooms are established.

6.3.6 Human Resource Management

Optimum utilisation of Human Resources.

6.3.7 Faculty and Staff recruitment

- No fresh recruitment has been done during the year.
- Guest lecturers are appointed on stop gap arrangement by CPDC

6.3.8 Industry Interaction / Collaboration

- Collaboration with neighbouring colleges, schools, industries and NGOs.

6.3.9 Admission of Students

It is done by Admission committee

6.4 Welfare schemes

Teaching	The CCE provides facilities.
Non teaching	The CCE provides facilities.
Students	Fee re-imbursement is in practice.

6.5 Total corpus fund generated

Rs. 10000/-

✓

6.6 Whether annual financial audit has been done Yes No

6.7 Whether Academic and Administrative Audit (AAA) has been done?

Audit Type	External		Internal	
	Yes/No	Agency	Yes/No	Authority
Academic	Yes	APCCE	Yes	IQAC
Administrative	Yes		Yes	College committee

6.8 Does the University/ Autonomous College declares results within 30 days?

For UG Programmes Yes ☐ No ☒

For PG Programmes Yes ☐ No ☐

6.9 What efforts are made by the University/ Autonomous College for Examination Reforms?

- CBCS system os examinations.
- Online submission of exam applications, scholarships.
- Results sent to students through SMS

6.10 What efforts are made by the University to promote autonomy in the affiliated/constituent colleges?

NIL

6.11 Activities and support from the Alumni Association

- Regular meetings.
- Participation of Alumni in college activities.

6.12 Activities and support from the Parent – Teacher Association

- Parent – teacher meetings are held regularly.
- The performance of Wards is informed to the parents during Parent-Teacher meeting.

6.13 Development programmes for support staff

- Group Insurance scheme
- Medical reimbursement.
- Home lone/ vehicle loan.

6.14 Initiatives taken by the institution to make the campus eco-friendly

- Tree plantation is done regularly.
- A gardener is appointed to keep the campus green.
- Use of dustbins.
- Geo-tagging of trees.
- Plastic free campus.

Criterion – VII

7. Innovations and Best Practices

7.1 Innovations introduced during this academic year which have created a positive impact on the functioning of the institution. Give details.

- Yoga & meditation classes.
- Celebration of days of National/International importance.
- Involvement of students in Community – oriented activities..
- Daily prayer.

7.2 Provide the Action Taken Report (ATR) based on the plan of action decided upon at the beginning of the year

- Conducted 2 day National seminar in History.
- Virtual and Digital classrooms installed with RUSA funds.
- Achieved good results in university exams.
- Conducted inter-collegiate sports & games.
- Participated in ODF and Janmabhoomi programs.
- Celebrated National/International days of importance.
- Made campus free from used of plastic.

7.3 Give two Best Practices of the institution (*please see the format in the NAAC Self-study Manuals*)

- Daily prayer.
- Yoga & Meditation classes.
- Efforts made to reduce drop out 0% by counselling students and bringing them back to school in NSS adopted villages.
- Awareness created among ST villages on consumption of tobacco.

**Provide the details in annexure (annexure need to be numbered as i, ii,iii)*

7.4 Contribution to environmental awareness / protection

- Tree plantation.
- Awareness programs on conservation of water.
- Conservation of energy by judicious use of electricity.
- Disposal of e-Waste.

7.5 Whether environmental audit was conducted? Yes ☒ No ☐

7.6 Any other relevant information the institution wishes to add. (for example SWOT Analysis)

Strengths:

- Sufficient infrastructure.
- Well qualified teaching faculty.
- Rural students
- Virtual and Digital classrooms
- Employable skills produced by JKC/TISS/APSSDC
- Sports facilities
- Clean and green campus.

Weaknesses:

- Insufficient regular staff.
- Lack of research activity.
- Less enrolment of students.

Opportunities:

- To start job related courses.
- To have more number of campus drives.
- To start PG courses.


Threats:

- Freebies offered by Private Colleges.
- Social taboos among Muslim minority and ST communities.


8. Plans of Institution for next year

- To speed up the new construction and renovation works.
- To conduct National seminars.
- To make use of digital technology to update skills.
- To conduct campus drives by inviting more companies.
- To promote all-round developments of students and make them responsible citizens.
- To strengthen B.Sc(MPC, MBC) and BA(HEP) course by attaching more students.
- To build "Rain Water Harvesting Facility", Biological waste disposal, Waste water management, Solid Waste Management facility.
- To conduct remedial coaching classes effectively.
- To organise seminars, workshops, furniture and lab equipment.

Name A. Satyanarayana


21/7/18
Signature of the Coordinator, IQAC

Name M. Joseph Dyvasirvada Rao


Principal
N.T.R. Govt. Degree College
VALMIKIPURAM (Post)- 517 299
Chittoor Dist. A.P.
21/7/18
Signature of the Chairperson, IQAC
